







Gayle S. Schwartz, M.D. & Associates  
700 Corporate Center Court, Suite D  
Westminster, MD 21157  
PHONE: 410-871-4455  
FAX: 410-308-4960  
[www.baltimorepmr.com](http://www.baltimorepmr.com)

## DIRECTIONS TO OUR WESTMINSTER OFFICE

**700 Corporate Center Ct., Suite D  
Westminster, MD 21157**

- |   |  |         |
|---|--|---------|
|    | 4. Take <b>I-695 W</b> toward <b>Pikesville/Washington</b> .   | 5.5 mi  |
|    | 5. Merge onto <b>I-795 N</b> via <b>EXIT 19</b> toward <b>N.W.Expwy/Owings Mills/Reisterstown</b> .                        | 8.7 mi  |
|    | 6. Merge onto <b>MD-140 W</b> via <b>EXIT 9B</b> toward <b>Westminster</b> .   | 12.5 mi |
|    | 7. Merge onto <b>Littlestown Pike/MD-97</b> .  | 0.5 mi  |
|  | 8. Turn <b>right</b> onto <b>Corporate Center Ct</b> .   | 0.3 mi  |
|  | <b>700 CORPORATE CENTER CT</b> is on the <b>right</b> .<br>9. <b>Your destination is at the end of Corporate Center Ct</b> |         |

**The entrance to Suite D is to the right and around the back of the building.**